

M/S. LIFE CARE FORMULATION PRIVATE LIMITED

B66, Lifecare, 7 th cross street, PIPDIC Industrial Estate, Mettupalaiyam, Pondicherry, India, 605009

CIN: U24232PY2010PTC002477

Balance Sheet as on 31.3.2025

(All amounts in Indian Rupees, except share data and where other wise stated)

Particulars	Note	Figures as on 31-03-2025	Figures as on 31-03-2024
I. EQUITY AND LIABILITIES			
(1) Shareholders' funds			
(a) Share Capital	1	10,50,000	10,50,000
(b) Reserves and Surplus	2	1,45,98,422	1,18,09,322
Total		1,56,48,422	1,28,59,322
(2) Non-current liabilities			
(a) Long-term Borrowings	3	9,37,46,799	7,45,50,911
(b) Deferred Tax Liabilities(net)	4		4,23,385
Total		9,37,46,799	7,49,74,296
(3) Current liabilities			
(a) Short-term Borrowings	5	45,11,681	69,50,477
(b) Trade Payables	6		
- Due to Micro and Small Enterprises			
- Due to Others		10,75,80,925	10,24,20,387
(c) Other Current Liabilities	7	77,08,723	51,17,900
(d) Short-term Provisions	8	3,12,000	-
Total		12,01,13,329	11,44,88,764
Total Equity and Liabilities		22,95,08,550	20,23,22,382
II. ASSETS			
(1) Non-current assets			
(a) Property, Plant and Equipment and Intangible Assets			
(i) Property, Plant and Equipment	9	8,11,89,145	8,76,04,585
(i) Capital Work-in-Progress			
(b) Deferred Tax Assets (net)	10	6,79,456	
(c) Other Non-Current Assets	11	91,589	56,800
Total		8,19,60,190	8,76,61,385
(2) Current assets			
(a) Inventories	12	2,82,72,792	1,41,02,448
(b) Trade Receivables	13	9,25,98,121	8,16,26,344
(c) Cash and cash equivalents	14	84,42,593	50,09,537
(d) Short-term Loans and Advances	15	1,82,34,854	1,39,22,668
Total		14,75,48,360	11,46,60,997
Total Assets		22,95,08,550	20,23,22,382

See accompanying Notes on accounts and significant accounting policies

As per our report of even date

for Pinnaka & Co

Firm Reg. No. 008813S



Chartered Accountants


(CA Ramesh Babu Pinnaka)
Proprietor

Membership No. 209481

UDIN: 25209481BMFXYX8355

Date: 12/09/2025

For and on behalf of the Board of
LIFECARE FORMULATIONS PVT LTD


E Srinivasan

Managing Director

DIN:3106171

A Baskaran

Director

DIN : 03110789

M/S. LIFE CARE FORMULATION PRIVATE LIMITED

B66, Lifecare, 7th cross street, PIPDIC Industrial Estate, Mettupalaiyam, Pondicherry, India, 605009

CIN: U24232PY2010PTC002477

Statement of Profit and Loss Account for the year ended 31.3.2025

(All amounts in Indian Rupees, except share data and where other wise stated)

Particulars	Note	For the year ended 31-03-2025	For the year ended 31-03-2024
Revenue from Operations	16	21,84,91,438	18,02,63,325
Other Income	17	48,16,361	10,05,547
Total Income		22,33,07,799	18,12,68,872
Expenses			
Cost of material Consumed	18	14,61,29,157	11,79,13,975
Change In Inventories	19	-1,38,42,544	-
Employee Benefit Expenses	20	4,51,33,322	3,51,70,221
Finance costs	21	91,47,553	61,15,814
Depeciation and Amortizaion expenses	22	1,53,69,492	1,10,01,113
Other expenses	23	1,93,72,561	2,16,83,182
		22,13,09,539	19,18,84,305
Profit /(Loss) before Exceptional and Extraordinary item and Tax		19,98,259	-1,06,15,433
Exemptional Item			
Profit /(Loss) before Extraordinary item and Tax		19,98,259	-1,06,15,433
Profit/(Loss) after Tax		19,98,259	-1,06,15,433
Tax Expenses	24		
Current Tax		3,12,000	-
Deferred Tax		-11,02,841	4,47,522
Profit/(Loss) after Tax		27,89,100	-1,10,62,955
Earning per Share (Face value per Share Rs. 10each)			
Basic(In Rs)	25	27	-105
Diluted(in Rs)	26	27	-105

See accompanying Notes on accounts and significant accounting policies

As per our report of even date
for Pinnaka & Co

Firm Reg. No. 008813S

Chartered Accountants




(CA Ramesh Babu Pinnaka)

Proprietor

Membership No. 209481

UDIN: 25209481BMFXYX8355

Date: 12/09/2025

For and on behalf of the Board of
LIFECARE FORMULATIONS PVT LTD


E Srinivasan

Director

DIN:3106171

A Baskaran

Director

DIN : 03110789



Notes forming part of the Financial Statements

1 Share Capital

Particulars	31 March 2025	31 March 2024
Authorised Share Capital Equity Shares, Rs.10 par value, 300000(Previous Year-300000) Equity Shares	3,000,000	3,000,000
Issued,Subscribed and Fully Paid up Share Capital Equity Shares, Rs.10 par value105000 (Previous Year-105000) Equity Shares paid up	1,050,000	1,050,000
Total	1,050,000	1,050,000

(i) Reconciliation of number of shares

Particulars of Equity Shares	31-Mar-25		31-Mar-24	
	No of shares	(in Rs)	No of shares	(in Rs)
Opening Balance	105,000	1,050,000	105,000	1,050,000
Issued during the year	-	-	-	-
Deletion	-	-	-	-
Closing balance	105,000	1,050,000	105,000	1,050,000

(ii) Rights, preferences and restrictions attached to shares

Equity Shares: The Company has one class of equity shares. Each shareholder is eligible for one vote per share held. The dividend proposed by the Board of Directors is subject to the approval of the shareholders in the ensuing Annual General Meeting, except in case of interim dividend. In the event of liquidation, the equity shareholders are eligible to receive the remaining assets of the Company after distribution of all preferential amounts, in proportion to their shareholding.

(iii) Details of Shares held by shareholders holding more than 5% of the aggregate shares in the company

Equity shares	Monday, March 31, 2025		Sunday, March 31, 2024	
	No of Shares	in %	No of Shares	in %
Name of Shareholder				
E.Srinivasan	95,000	90.48%	95,000	90.48%
J. Premkumari	10,000	9.52%	10,000	9.52%

(iv) Shares held by Promoters at the end of the year 31 March 2025

Name of Promoter	Class of Shares	No of Shares	% of total shares	% change during the year
E.Srinivasan	Equity	95,000	90.48%	NIL
J. Premkumari	Equity	10,000	9.52%	NIL

Shares held by Promoters at the end of the year 31 March 2024

Name of Promoter	Class of Shares	No of Shares	% of total shares	% change during the year
E.Srinivasan	Equity	95,000	90.48%	NIL
J. Premkumari	Equity	10,000	9.52%	NIL



B

A. Roshini

R. Srinivasan

2 Reserves and Surplus (in Rs.)

Particulars	31/03/2025	31/03/2024
Statement of Profit and loss		
Balance at the beginning of the year	11,809,322	22,872,277
Add: Profit/(loss) during the year	2,789,100	-11,062,955
Balance at the end of the year	14,598,422	11,809,322
Total	14,598,422	11,809,322

3 Long term borrowings (In Rs)

Particulars	31/03/2025	31/03/2024
Secured Term Loans from banks	88,858,799	72,727,638
Unsecured Loans and advances from related parties	4,888,000	1,823,273
Total	93,746,799	74,550,911

Particulars of Long term Borrowings

Name of Lender/Type of Loan	Nature of Security	Rate of interest	Monthly Installments	No of Installment
The Karur Vysya Bank	First and Exclusive	11.10%	267000	83
The Karur Vysya Bank	First and Exclusive EMI	11.10%	854000	83
The Karur Vysya Bank	Covid Loan	9.45%	69503	37
The Karur Vysya Bank	Short term loan SEC-	12.25%	530000	84
The Karur Vysya Bank	Short term loan SEC-	11.25%	530000	84
The Karur Vysya Bank	Capital HPLC Loan	11.10%	68680	36
HDFC Bank Car Loan - Innova	Car Loan	12.25%	52998	36

4 Deferred tax Liabilities Net

Particulars	31/03/2025	31/03/2024
Deferred tax Liability	-679,456	423,385
Total	-679,456	423,385

Significant components of Deferred Tax

Particulars	31/03/2025	31/03/2024
Deferred Tax Liability		
difference between book depreciation and tax depreciation	-679,456	423,385
	-679,456	423,385
Deferred Tax Asset		
difference between book depreciation and tax depreciation	-	-
Net Deferred Tax liability (A)-(B)	-679,456	423,385

5 Short term borrowings (In Rs)

Particulars	31/03/2025	31/03/2024
KARUR VYSYA BANK-1230223000000853	4,511,681	6,950,477
Total	4,511,681	6,950,477

Particulars of Short term Borrowings

Name of Lender/Type of Loan	Rate of Interest	Nature of Security
The Karur Vysya Bank Ltd-OCC	9.25%	First and exclusive charge on hypothecation of entire stocks, current assets and all present and future receivables of the company



B. A. Ravi

D. S. [Signature]

6 Trade payables (In Rs)

Particulars	31/03/2025	31/03/2024
Due to Micro and Small Enterprises	-	-
Due to Others	107,580,925	102,420,387
-Supply of goods		
-creditor for services		
-Others		
Total	107,580,925	102,420,387

6.1 Trade Payable ageing schedule as at 31 March 2025 (In Rs)

Particulars	Outstanding for following periods from due date of payment				Total
	Less than 1 year	1-2 years	2-3 years	More than 3 years	
MSME					
Others	106,521,521	1,059,404			107,580,925
Disputed dues - MSME					
Disputed dues-Others					
Sub total					107,580,925
Total					107,580,925

6.2 Trade Payable ageing schedule as at 31 March 2024

Particulars	Outstanding for following periods from due date of payment				Total
	Less than 1 year	1-2 years	2-3 years	More than 3 years	
MSME					
Others	91,772,487	10,648,000			102,420,487
Disputed dues - MSME					
Disputed dues-Others					
Sub total					102,420,487
Total					102,420,487

7 Other current liabilities

Particulars	31/03/2025	31/03/2024
Statutory due	393,339	2473995
Amman Sri Vaishnavi Chits	62,750	2,643,905
Other Payables	7,252,634	-
Total	7,708,723	5,117,900

8 Short term provisions

Particulars	31/03/2025	31/03/2024
Other		
Provision for Income tax	312,000	-
Total	312,000	-



B. A. B. K. M. D. S. M. I. D.

LIFE CARE FORMULATIONS PVT LTD

CIN: U24232PY2010PTC002477

9. Property Plant & Equipment

S.No.	Particulars	Gross Block as on 01-04-2024	Additions during the year	Deletions / Adjustments	Gross Block as on 31-03-2025	Accumulated Depreciation as on 01-04-2024	Depreciation for the year ended	Deductions for the year	Accumulated Depreciation as on 31-03-2025	Net Block as on 31-03-2024	Net Block as on 31-03-2025
1	Land	3,490,262	-	-	3,490,262	-	-	-	-	3,490,262	3,490,262
2	Building	16,549,342	-	-	16,549,342	1,065,849	1,470,932	-	2,536,781	15,483,493	14,012,561
3	Computers	719,105	1,044,568	-	1,763,673	455,383	249,154	-	704,537	263,722	1,059,136
4	Vehicles	6,466,638	4,162,000	-	10,628,638	4,890,884	1,412,754	-	6,303,638	1,575,754	4,325,001
5	Furniture & fittings	3,828,235	535,350	-	4,363,585	895,714	789,559	-	1,685,273	2,932,521	2,678,312
6	Plant & Equipment	79,876,994	3,212,135	-	83,089,129	16,018,163	11,447,093	-	27,465,256	63,858,831	55,623,873
	Total	110,930,577	8,954,053	-	119,884,629	23,325,993	15,369,492	-	38,695,485	87,604,584	81,189,145
	Previous Year	18,748,955	92,182,622	-	110,930,577	12,324,879	11,001,113	-	23,325,992	87,604,585	6,424,076



B A. R. S. N. T.

D.S.

LIFE CARE FORMULATIONS PVT LTD

CIN: U24232PY2010PTC002477

Depreciation Statement for the year ended 31.03.2025 as per Income Tax act

S.No.	Particulars	Opening W.D.V as on 01.04.2024	Additions		Total Value of Assets	Rate of Depreciation	Amount of Depreciation	Closing W.D.V as on 31.03.2025
			Before Sept'2024	After Sept'2024				
1	Furniture & fittings	15,839,493	39,294	423,730	16,302,517	0.10	1,609,065	14,693,452
2	Computers	165,079	71228.8	973,339	1,209,647	0.40	289,191	920,456
3	Plant & Equipment	52,748,933	4,356,458	3,090,003	60,195,394	0.15	8,797,559	51,397,835
4	Building	14,894,408	-	-	14,894,408	0.10	1,489,441	13,404,967
	Sub total for Depreciation	83,647,913	4,466,980	4,487,072	92,601,965	1	12,185,256	80,416,710
5	Land	3,490,262	-	-	3,490,262	0.00	-	3,490,262
	Total	87,138,175	4,466,980	4,487,072	96,092,227	1	12,185,256	83,906,972



B.A. Ramesh & Co.

B.S. Ramesh

Notes forming part of the Financial Statements

10 Deferred tax assets net

Particulars	31/03/2025	31/03/2024
Deferred tax	679,456	-
Total	679,456.00	-

11 Other non-current Assets

Particulars	31/03/2025	31/03/2024
Security Deposits	91,589	56,800
Total	91,589	56,800

12 Inventories

Particulars	31/03/2025	31/03/2024
Raw materials	10,768,105	10,067,846
Work-in-progress	10,563,850	
Finished goods	3,278,694	
Packing Material	3,662,143	4,034,602
Total	28,272,792	14,102,448

13 Trade receivables

Particulars	31/03/2025	31/03/2024
Unsecured considered good	92,598,121	81,626,344
Total	92,598,121	81,626,344

13.1 Trade Receivables ageing schedule as at 31 March 2025

Particulars	Outstanding for following periods from due date of payment					Total
	Less than 6 months	6 months- 1 year	1-2 years	2-3 years	More than 3 years	
Undisputed Trade receivables- considered good						
Undisputed Trade Receivables- considered doubtful						
Disputed Trade Receivables considered good	66,782,416		2482092	15437537	7896075.62	92,598,121
Disputed Trade Receivables considered doubtful						
Sub total						92,598,121
Total						92,598,121



B. A. K. K. K.

D. S. M. J.

Notes forming part of the Financial Statements

13.2 Trade Receivables ageing schedule as at 31 March 2024

Particulars	Outstanding for following periods from due date of payment				Total
	6 months- 1 year	1-2 years	2-3 years	More than 3 years	
Undisputed Trade receivables- considered good					
Undisputed Trade Receivables- considered doubtful	69,579,000	7,675,000	3,787,000	585,344	81,626,344
Disputed Trade Receivables considered good					
Sub total					81,626,344
Total					81,626,344

14 Cash and cash equivalents

Particulars	31/03/2025	31/03/2024
Cash on hand	8,442,593	5,009,537
Total	8,442,593	5,009,537

15 Short term loans and advances

Particulars	31/03/2025	31/03/2024
Other loans and advances (Unsecured, considered good)		
Advances to Directors		
Balance With Government Authorities		
Advance tax	300,000	200,000
GST input Tax Credit	10,572,997	10,678,838
Other loans and advances (Unsecured, considered good)		
(i) Advances	7,130,127	2,896,437
(ii) TDS and TCS Recievable	231,730	147,393
Total	18,234,854	13,922,668

16 Revenue from operations

Particulars	31/03/2025	31/03/2024
Sale of products	218,491,438	180,263,325
Total	218,491,438	180,263,325

16.1 Revenue from major Products

Particulars	31/03/2025	31/03/2024
Taabalets and Capsules	218,491,438	180,263,325
Total	218,491,438	180,263,325



B. A. Aravind

R. S. Aravind

Notes forming part of the Financial Statements

17 Other Income

(In Rs)

Particulars	31/03/2025	31/03/2024
DIC Subsidy	4,000,000	
Other Income	793,438	493,879
Reimbursement income	-	400,000
Foreign Exchange Fluctuation	-	111,668
Interest on IT Refund	22,923	
Total	4,816,361	1,005,547

18 Cost of Material Consumed

(In Rs)

Particulars	31/03/2025	31/03/2024
Raw Material Consumed		
Opening stock	10,067,846	7,577,810
Purchases	106,936,488	87,578,756
Other Manufacturing Expenses	6,862,638	4,198,514
Less: Closing stock	10,768,105	10,067,846
Total	113,098,867	89,287,234
Packing Material Consumed		
Opening stock	4,034,602	3,858,019
Purchases	32,657,831	28,803,324
Less: Closing stock	3,662,143	4,034,602
Total	33,030,289	28,626,741
Work in progress	-	
Total	146,129,157	117,913,975

19 Change in Inventories

Particulars	31/03/2025	31/03/2024
WIP		
Opening WIP	-	-
Closing WIP	10,563,850	-
Change in WIP (A)	(10,563,850)	-
Finished Goods		
Opening Inventory of Finished Goods	-	-
Closing Inventory of Finished Goods	3,278,694	-
Change in Finished Goods (B)	(3,278,694)	-
Change in Inventories (A+B)	(13,842,544)	-



Handwritten signature: B.A. K. Aravind

Handwritten signature: D. S. ...



Notes forming part of the Financial Statements

20 Employee benefit expenses

Particulars	31/03/2025	31/03/2024
Salaries and wages	39,786,835	32,444,363
Contribution to provident and other funds	1,601,259	1,127,774
Staff welfare expenses	3,745,228	1,598,084
Total	45,133,322	35,170,221

Defined Contribution Plan

Particulars	31/03/2025	31/03/2024
Employers Contribution to Provident Fund	1,275,618	946,035
Employers Contribution to Employee State Insurance	325,641	181,739

21 Finance costs

Particulars	31/03/2025	31/03/2024
Interest paid to Banks	9,147,553	5,939,763
Interest paid to others	-	176,051
Total	9,147,553	6,115,814

22 Depreciation and amortization expenses

Particulars	31/03/2025	31/03/2024
Depreciation	15,369,492	11,001,113
Total	15,369,492	11,001,113

23 Other expenses

Particulars	31/03/2025	31/03/2024
Auditor Remuneration	100,000	70,000
Commission	1,991,630	1,063,420
Consumption of stores and spares	1,321,883	2,838,402
Insurance	206,637	232,972
Power and fuel	60,733	522,007
Rent	735,732	1,790,285
Repairs to buildings	981,108	1,993,393
Repairs to machinery	413,805	604,462
Repairs others	230,405	654,359
Other Expenses	1,441,569	11,913,882
Frieght in Ward	1,452,441	
Bank Charges	1,169,025	
Packaing Charges	390,918	
Postage & Courier	143,196	
Printing & Stationery	979,552	
Professional & Consultancy Charges	578,820	
Legal & Professional Charges	197,000	
Rates Taxes & Other Fees	1,232,317	
Reimbursement Expenses	434,596	
Telephone & Internet	86,673	
Travelling Expenses	922,906	
Adminstration Expenses	135,483	
Baddebts	3,549,505	
Business Promotion Expenses	264,604	
Discount Allowed	58,771	
Frieght Out Ward	147,272	
Transportation Charges	145,980	
Total	19,372,561	21,683,182



D.S. Srinivasan

B. Aravind

24 Tax Expenses

Particulars	31/03/2025	31/03/2024
Current Tax	312,000	-
Deferred Tax	-1,102,841	447,522
Total	-790,841	447,522

Significant components of Deferred Tax charged during the year

Particulars	31/03/2025	31/03/2024
Difference between book depreciation and tax depreciation	-1,102,841	447,522
Total	-1,102,841	447,522

25 Earning per Share

Particulars	31/03/2025	31/03/2024
Profit attributable to equity shareholders (In Rs)	2,789,100	-11,062,955
Weighted average number of Equity shares	105,000	105,000
Earnings per share basic (Rs)	26.56	-105
Earnings per share diluted (Rs)	-20.41	-105
Face value per equity share (Rs)	10	10



D. S. ...

B. A. ...