

**PRIMUS REMIDIES PRIVATE LIMITED**

CIN: U24232MH2010PTC200506

**BALANCE SHEET AS ON 31.3.2025**

(All amounts in Indian Rupees in Lakhs, except share data and where other wise stated)


Paticulars	Note No.	Figures as at 31-03-2025	Figures as at 31-03-2024
1	2	3	4
<b>1 EQUITY AND LIABILITIES</b>			
(1) <b>Shareholders' funds</b>			
(a) Share Capital	A	1.00	1.00
(b) Reserves and Surplus	B	2549.39	1875.99
© Money received agains share warrants			
(2) <b>Share appication money pending allotment</b>			
(3) <b>Non-Current Liabilities</b>			
(a) Long-term borrowings	C	126.74	32.15
(b) Deferred tax liabilities(Net)	D	-4.29	4.35
© Other Long term liabilites			
(d) Long-term provisions			
(4) <b>Current Liabilities</b>			
(a) Short-term borrowings	E	1128.67	797.26
(b) Trade Payables	F	297.63	193.59
© Other current liabilites	G	479.11	680.39
(d) Short-term Provisions	H	282.33	232.32
	<b>TOTAL</b>	<b>4860.59</b>	<b>3817.05</b>
<b>II. ASSETS</b>			
1) <b>Non-Current assets</b>			
(a) Fixed assets			
(i) Tangible assets	I	264.19	151.80
(ii) Intangible assets			
(iii) Capital work-in-Progress			
(iv) Intabilble assets under development			
(b) Non-Current investments			
© Deferred tax assets(net)			
(d) Long-term loans and advances			
(e) other non-current assets			
(2) <b>Current assets</b>			
(a) Current Investments	J	517.75	462.43
(b) Inventories	K	3425.19	2612.56
© Trade receivables	L	325.78	175.90
(d) Cash and Cash equivalents	M	208.72	255.05
(e) Short Term Loans and Advances	N	118.95	159.30
(f) Other current assets	O		
Notes on accounts and significant accounting policies			
	<b>TOTAL</b>	<b>4860.59</b>	<b>3817.05</b>

As per our report of even date

for Pinnaka &amp; Co

Firm Registration No.008813S

Chartered Accountants

  
(CA Ramesh Babu Pinnaka)

Proprietor

Membership No.209481

UDIN:25209481BMFXXQ5712

Date:05/09/2025

For and on behalf of the Board



N AJAY BABU

Director

DIN: 02929155



SRINIVAS R G

Director

DIN: 2934051

**PRIMUS REMIDIES PRIVATE LIMITED**

CIN: U24232MH2010PTC200506


**STATEMENT OF PROFIT & LOSS FOR THE YEAR ENDED 31.03.2025**

(All amounts in Indian Rupees in Lakhs, except share data and where other wise stated)


Particulars	Note No.	Figures for the year ended 31-03-2025	Figures for the year ended 31-03-2024
I. Revenue from Operations	P	11533.45	10081.02
II. Other Income	Q	9.99	3.59
III. Total Revenue( I+II)		11543.44	10084.61
IV. Expenses			
Purchases		2861.39	2744.76
Changes in Inventories of finished Goods work-in-Progress and Stock-in- Trade	R	-55.32	-55.62
Finance costs		67.90	57.39
Employee benefits expenses	S	3355.07	3028.61
Depreciation and amortization expenses	T	57.53	24.95
Other Expenses	U	4135.17	3482.40
<b>Total</b>		<b>10421.75</b>	<b>9282.48</b>
V Profit before exceptional and extrodinary items and tas (III-IV)		1121.69	802.13
VI Exceptional items			
VII Profit before extraordinary items and tax (V-VI)		1121.69	802.13
VIII Extrodinary items			
IX Profit before tax( VII-VIII)		1121.69	802.13
X Tax expenses			
(1) Current tax		256.93	180.48
(2) Deferred tax		-8.65	1.59
XI Profit(Loss) for the period from continuing operations after tax (IX- X)		873.41	620.06
XII Profit/(loss) from discountinuing Operations			
XIII Tax expense of discountinuing Operations			
XIV Profit/(Loss) from discountinuing Operations(after tax) (XII-XIII)			
XV Profit(Loss) for the period(XI+XIV)		873.41	620.06
XVI <u>Earning per equity shares</u>			
(1) Basic		8734.07	6200.57
(2) Diluted		8734.07	6200.57
<b>Notes on accounts and significant accounting policies</b>	O		

As per our report of even date

For and on behalf of the Board

for Pinnaka & Co  
 Firm Registration No.008813S  
 Chartered Accountants  
  
 (CA Ramesh Babu Pinnaka )  
 Proprietor  
 Membership No.209481  
 UDIN:25209481BMFXXQ5712  
 Date:05/09/2025



  
 N. JAY BABU  
 Director  
 DIN: 02929155

  
 SRINIVAS R G  
 Director  
 DIN: 2934051

**M/s. PRIMUS REMEDIES PRIVATE LIMITED**

CIN: U24232MH2010PTC200506

**BALANCE SHEET AS ON 31.3.2024**

Rupees

Particulars	Note No.	Figures as at 31-03-	
		2024	2023
1	2	3	4
<b>I EQUITY AND LIABILITIES</b>			
<b>(1) Shareholders' funds</b>			
(a) Share Capital	A	100000	100000
(b) Reserves and Surplus	B	187598734	135593031
© Money received against share warrants			
<b>(2) Share application money pending allotment</b>			
<b>(3) Non-Current Liabilities</b>			
(a) Long-term borrowings	C	3214850	9726072
(b) Deferred tax liabilities(Net)	D	435280	276092
© Other Long term liabilities			
(d) Long-term provisions			
<b>(4) Current Liabilities</b>			
(a) Short-term borrowings	E	79725977	50722492
(b) Trade Payables	F	19358956	17254009
© Other current liabilities			
(d) Short-term Provisions	H	23232015	20180526
<b>TOTAL</b>		<b>381704699</b>	<b>280924200</b>
<b>II. ASSETS</b>			
<b>1) Non-Current assets</b>			
(a) Fixed assets			
(i) Tangible assets	I	15180293	15949401
(ii) Intangible assets			
(iii) Capital work-in-Progress			
(iv) Intangible assets under development			
(b) Non-Current investments			
© Deferred tax assets(net)			
(d) Long-term loans and advances			
(e) other non-current assets			
<b>(2) Current assets</b>			
(a) Current Investments	J	46242942	40680790
(b) Inventories	K	261255633	180670508
© Trade receivables			
(d) Cash and Cash equivalents	L	17590312	19589514
(e) Short Term Loans and Advances	M	25505067	18989077
(f) Other current assets	N	15930452	5044910
Notes on accounts and significant accounting policies			
<b>TOTAL</b>		<b>381704699</b>	<b>280924200</b>

As per our report of even date

For Pinnaka &amp; Co.

Chartered Accountants

FRN: 008813S

CA Ramesh Babu Pinnaka

Proprietor

Membership No: 209481

UDIN:24209481BKAHKB3219

For and on behalf of the Board

N AJAY BABU

Director

DIN: 02929155

SRINIVAS R G

Director

DIN: 02954408

Date: 05-09-2024

**M/s. PRIMUS REMEDIES PRIVATE LIMITED**



CIN: U24232MH2010PTC200506

**PROFIT & LOSS FOR THE YEAR ENDED 31.03.2024**

	Particulars	Note No.	Figures for the 31-03-2024	Figures for the 31-03-2023
I.	Revenue from Operations	P	1008102251	838639520
II.	Other Income		358688	438983
III.	<b>Total Revenue( I+II)</b>		<b>1008460939</b>	<b>839078503</b>
IV.	<b>Expenses</b>			
	Purchases		274476457	229731753
	Changes in Inventories of finished Goods work-in-Progress and Stock-in- Trade	Q	-5562152	14337241
	Finance costs		5738815	3579928
	Employee benefits expenses	R	302860566	238369953
	Depreciation and amortization expenses	I	2494559	2483337
	Other Expenses	S	348239930	290341707
	<b>Total</b>		<b>928248176</b>	<b>778843919</b>
V	Profit before exceptional and extraordinary items and tax (III-IV)		80212763	60234584
VI	Exceptional items		0	0
VII	Profit before extraordinary items and tax (V-VI)		<b>80212763</b>	<b>60234584</b>
VIII	Extraordinary items		0	0
IX	Profit before tax( VII-VIII)		80212763	60234584
X	Tax expenses			
	(1) Current tax		18047872	16943988
	(2) Deferred tax		159188	160898
XI	Profit(Loss) for the period from continuing operations after tax (IX- X)		62005703	43129698
XII	Profit/(loss) from discountinuing Operations		0	0
XIII	Tax expense of discountinuing Operations		0	0
XIV	Profit/(Loss) from discountinuing Operations(after tax) (XII-XIII)		0	0
XV	Profit(Loss) for the period(XI+XIV)		62005703	43129698
XVI	<b>Earning per equity shares</b>			
	(1) Basic		6201	4313
	(2) Diluted		6201	4313
		O		

**Notes on accounts and significant accounting policies**

As per our report of even date

For Pinnaka & Co.,  
Chartered Accountants  
FRN: 008813S



CA Ramesh Babu Pinnaka  
Proprietor  
Membership No: 209481  
UDIN:24209481BKAHKB3219

For and on behalf of the Board




N AJAY BABU  
Director  
DIN: 02929155




SRINIVAS R G  
Director  
DIN: 02954408

Date:05-09-2024

**PRIMUS REMIDIES PRIVATE LIMITED**  
**PROFIT & LOSS FOR THE YEAR ENDED 31.03.2023**

( Rupees in Lakhs )

	Particulars	Note No.	Figures for the 31-03-2023	Figures for the 31-03-2022
I.	Revenue from Operations	O	8386.40	6933.83
II.	Other Income		4.39	3.22
III.	<b>Total Revenue( I+II)</b>		<b>8390.79</b>	<b>6937.05</b>
IV.	<b>Expenses</b>			
	Purchases		3586.99	3502.74
	Changes in Inventories of finished Goods work-in-Progress and Stock-in- Trade	P	143.37	-292.90
	Finance costs		35.80	13.76
	Employee benefits expenses	Q	2383.70	1725.74
	Depreciation and amortization expenses	H	24.83	15.16
	Other Expenses	R	1613.75	1383.60
	<b>Total</b>		<b>7788.44</b>	<b>6348.10</b>
V	Profit before exceptional and extraordinary items and tax (III-IV)		602.35	588.95
VI	Exceptional items		0.00	0.00
VII	Profit before extraordinary items and tax (V-VI)		<b>602.35</b>	<b>588.95</b>
VIII	Extraordinary items		0.00	0.00
IX	Profit before tax( VII-VIII)		602.35	588.95
X	Tax expenses			
	(1) Current tax		169.44	165.67
	(2) Deferred tax		1.61	1.19
XI	Profit(Loss) for the period from continuing operations after tax (IX- X)		431.30	422.09
XII	Profit/(loss) from discounting Operations		0.00	0.00
XIII	Tax expense of discounting Operations		0.00	0.00
XIV	Profit/(Loss) from discounting Operations(after tax) (XII-XIII)		0.00	0.00
XV	Profit(Loss) for the period(XI+XIV)		431.30	422.09
XVI	<b>Earning per equity shares</b>			
	(1) Basic		0.04	0.04
	(2) Diluted		0.04	0.04

Notes on accounts and significant accounting policies

N

As per our report of even date

For Pinnaka & Co.,  
 Chartered Accountants  
 FRN: 008813S

CA Ramesh Babu Pinnaka  
 Proprietor  
 Membership No: 209481  
 UDIN: 23209481BGXTPP8138



For and on behalf of the Board



Date: 05-09-2023

O	<b><u>Revenue from Operations</u></b>	Rs.	Rs.
		2022-23	2021-22
	(a) Sale of Products & Goods	8386.40	6933.83
	Other incomes	0.03	0.00
	Dividend on Chits	4.36	3.22
	<b>Total</b>	<b>8390.79</b>	<b>6937.05</b>
P	<b><u>Increase/ Decrease in Finished goods/ work in Progress/inventory</u></b>		
	Opening inventory	550.18	257.279
	Closing inventory	406.81	550.180
	(Increase)/ Decrease	<b>143.37</b>	<b>-292.90</b>
Q	<b><u>Employee benefits expenses</u></b>		
	(j) Salaries & Wages	1422.74	1042.43
	(ii) Employee Provident Fund	61.81	59.95
	(iii) Employee State Insurance	1.82	1.89
	(iv) Insurance for Employee Benefit Scheme	0.00	0.00
	(v) Incentives to employees	113.65	226.87
	(vi) Directors Sitting Fees	0.00	0.32
	(vii) Bonus / other Incentives	23.68	10.29
	(viii) Directors Remuneration	760.00	384.00
		<b>2383.70</b>	<b>1725.74</b>



R	<b><u>Other Expenses</u></b>		
		Rs.	Rs.
		2022-23	2021-22
	Insurance exp	48.16	40.39
	Rent	33.30	29.26
	Freight Outwards	34.86	38.18
	Freight Inwards	14.02	3.45
	Bank Charges	3.60	3.02
	Telephone	6.56	3.15
	Business promotion exp	132.99	180.33
	Marketing Staff expenses	510.73	517.05
	Rates & Taxes	3.15	18.87
	Other Professional charges	11.92	7.69
	Other Expenses	72.94	26.57
	Printing & Stationery	26.16	18.57
	Staff Welfare Expenses	15.87	10.19
	Hospitality & Festival Celebration Expenses	56.40	3.57
	Advertisement charges	26.18	1.25
	Hotel Boarding & Lodging	42.95	34.08
	Conveyance exp	16.23	16.36
	Repairs & Maintenance	27.12	18.20
	Electricity charges	3.31	1.57
	Covid Medical Expenses	1.65	1.64
	Conference exp	19.74	99.10
	Discount Allowed	352.52	280.80
	Expired / Deceived goods	0.00	0.00
	Subscriptions & Membership fees	18.33	22.72
	Trademark Reg. Expenses	3.33	2.58
	Software usage expenses	4.29	3.91
	Professional Tax Paid	0.00	0.13
	CSR Expenses	7.50	0.00
	Travelling Expenses - Abroad	56.96	0.00
	Travelling Expenses - Domestic	62.00	0.00
	Income tax		
	Dividend Tax		
	<b><u>Payment to Auditors</u></b>		
	(a) as auditor	0.50	0.50
	(b) for taxation matters	0.25	0.25
	(c) for company law matters	0.25	0.25
	(d) for management services		
	(e) for other services		
	(f) for reimbursement of expenses		
		<b>1613.75</b>	<b>1383.60</b>



**PRIMUS REMIDIES PRIVATE LIMITED**  
**BALANCE SHEET AS ON 31.3.2023**


(Rupees in Lakhs)

	Paticulars	Note No.	Figures as at 31-03-2023	Figures as at 31-03-2022
	1	2	3	4
<b>1</b>	<b>EQUITY AND LIABILITIES</b>			
(1)	<b>Shareholders' funds</b>			
	(a) Share Capital	A	1.00	1.00
	(b) Reserves and Surplus	B	1355.93	1024.63
	© Money received agains share warrants			
(2)	<b>Share appication money pending allotment</b>			
(3)	<b>Non-Current Liabilities</b>			
	(a) Long-term borrowings	C	97.26	154.71
	(b) Deferred tax liabilities(Net)	D	2.76	1.15
	© Other Long term liabilites			
	(d) Long-term provisions			
(4)	<b>Current Liabilities</b>			
	(a) Short-term borrowings	E	507.22	258.99
	(b) Trade Payables	F	172.54	287.05
	© Other current liabilites	G	470.72	612.35
	(d) Short-term Provisions	H	201.81	179.78
	<b>TOTAL</b>		<b>2809.24</b>	<b>2519.65</b>
<b>II.</b>	<b>ASSETS</b>			
1)	<b>Non-Current assets</b>			
	(a) Fixed assets			
	(i) Tangible assets	I	159.49	179.42
	(ii) Intangible assets			
	(iii) Capital work-in-Progress			
	(iv) Intabilble assets under development			
	(b) Non-Current investments			
	© Deferred tax assets(net)			
	(d) Long-term loans and advances			
	(e) other non-current assets			
(2)	<b>Current assets</b>			
	(a) Current Investments			
	(b) Inventories	J	406.81	550.18
	© Trade receivables	K	1806.71	1477.42
	(d) Cash and Cash equivalents	L	195.90	104.30
	(e) Short Term Loans and Advances	M	189.89	181.88
	(f) Other current assets		50.45	26.45
	Notes on accounts and significant accounting policies	N		
	<b>TOTAL</b>		<b>2809.24</b>	<b>2519.65</b>

As per our report of even date


For and on behalf of the Board

For Pinnaka & Co.,  
Chartered Accountants  
FRN: 008813S



CA Ramesh Babu Pinnaka  
Proprietor

Membership No: 209481  
UDIN: 23209481BGXTPP8138



N AJAY BABU  
Director



SRINIVAS R G  
Director

Date: 05-09-2023

Notes		2022-23	2021-22		
<b>A</b>	<b>Share Capital</b>				
(1)	Equity Shares	Rs.	Rs.		
	Authorised ( 2500000 shares @Rs.10 each)	250.00	250.00		
	Issued ( 10000 shares @Rs.10 each)	1.00	1.00		
	Subscribed ( 10000 shares @Rs.10 each)	1.00	1.00		
	Paid Up ( 10000 shares @Rs.10 each)	1.00	1.00		
(2)	Redeemable preference Shares	Rs.	Rs.		
	Authorised ( 1500000 shares @Rs.10 each)	150.00	150.00		
(3)	Share holders holding more than 5% shares				
S.No.	Name of the Share Holder	2022-23		2021-22	
		No.of Shares	% of share holdings	No.of Shares	% of share holdings
1	Mr. Ajay Babu Narayanam	2500	25	2500	25
2	Mr. Srinivas R G	2500	25	2500	25
3	Mrs. J Sridevi	2500	25	2500	25
4	Mrs. Swapna P	2500	25	2500	25
	Total	10000	100	10000	100
(4)	Disclosure pursuant to Note No.6(A)(d) of Part 1 to the Companies ACT				
	Particulars	Equity Shares			
			Number	Amount (Rs.)	
	Share outstanding at the beginning of the year		0.10	1.00	
	Shares Issued during the year				
	Shares bought back during the year				
	Shares outstanding at the end of the year		0.10	1.00	



<b>B</b>	<b>Reserves and Suplus</b>		
	Suplus ( balance in statement of Profit a& Loss)		
	Opening Balance	1024.63	702.54
	Less: Dividends declared	100.00	100.00
	Less : Provision for Dividend Tax		
	ADD: Current Year Profit	431.30	422.09
	<b>Total</b>	<b>1355.93</b>	<b>1024.63</b>
<b>C</b>	<b>Long Term Borrowings</b>		
	(1) Loan from Directors (unsecured)		
	Default in repayment of Loans		
	Default in repayment of Interest		
	(2) car loan for Nexon Axis Bank	3.04	6.49
	Default in repayment of Loans		
	Default in repayment of Interest		
	(3) GEC Loan - 920060050722371	17.64	29.63
	Default in repayment of Loans		
	Default in repayment of Interest		
	(4) TATA Harrier Car Loan ICICI	5.96	11.99
	Default in repayment of Loans		
	Default in repayment of Interest		
	(5) Innova Crysta Car Loan	13.61	21.03
	Default in repayment of Loans		
	Default in repayment of Interest		
	(6) Scoda Car Loan	19.33	30.42
	Default in repayment of Loans		
	Default in repayment of Interest		
	(7) TATA Nexan XMA Car Loan	3.15	5.17
	Default in repayment of Loans		
	Default in repayment of Interest		
	(8) TATA Nexan xz Car Loan	8.10	9.83
	Default in repayment of Loans		
	Default in repayment of Interest		
	(9) VOLVO Car Loan	26.45	40.13
	Default in repayment of Loans		
	Default in repayment of Interest		
	<b>Total</b>	<b>97.26</b>	<b>154.71</b>



**D Deferred tax Liability (Net)**

The timing differences between books net assets  
and net assets as per income tax

	2022-23	2021-22
Opening Balance	1.15	-0.04
Add: Current year	1.61	1.19
<b>Total</b>	<b>2.76</b>	<b>1.15</b>
<b>E <u>Short-Term Borrowings</u></b>		
i) OD/CC from Axis bank	507.22	258.99
<b>Total</b>	<b>507.22</b>	<b>258.99</b>
<b>F <u>Trade Payables</u></b>		
(i) Trade Payables	172.54	287.05
(ii) Amount due to SSI Units		
<b>Total</b>	<b>172.54</b>	<b>287.05</b>
<b>G <u>Other Current Liabilities</u></b>		
Audit fee payable	0.90	1.50
GST Payable	-2.25	16.68
<b>Employee Cost</b>		
Salaries Payable	243.64	197.55
Marketing / Travelling Expenses Reimbursement	42.29	48.90
Employee Incentives Payable	4.20	129.53
TDS / TCS payable	69.71	108.73
Other Expenses Payable	22.23	19.46
Dividend payable	90.00	90.00
<b>Total</b>	<b>470.72</b>	<b>612.35</b>
<b>H <u>Short- Term Provisions</u></b>		
(i) Provision for Income tax		
Opening Balance	179.78	80.88
Adjusted/ Paid	147.41	66.78
Current year Provision	169.44	165.67
<b>Total</b>	<b>201.81</b>	<b>179.78</b>
<b>J <u>Inventories</u></b>		
(i) (a) Raw Materials		
(b) Work in Progress		
© Finished Goods		
(d) Stock-in-Trade	406.81	550.18
(e) Stores and Spares		
<b>Total</b>	<b>406.81</b>	<b>550.18</b>

(ii) Inventories are valued at cost or net realisable value which ever is less



<b>K Trade Receivable</b>	<b>2022-23</b>	<b>2021-22</b>
(i) <b>Secured considered good</b>		
Out standing for a period exceeding 6 Months		
Others		
<b>Unsecured considered good</b>		
(ii) Out standing for a period exceeding 6 Months		
Others	1806.71	1477.42
(iii) Doubtful		
<b>Total</b>	<b>1806.71</b>	<b>1477.42</b>
<b>L <u>Cash and Cash equivalents</u></b>		
(a) Balances with Banks	179.65	102.90
(b) Cash on hand	16.24	1.40
© Others		
<b>Total</b>	<b>195.90</b>	<b>104.30</b>
<b>M <u>Short Term Loans and Advances</u></b>		
Secured/ Unsecured considered good		
(a) Loans and Advances to related parties	1.97	0.00
(b) Others		
Cenvat Credit Receivables		
VAT Credit recivable balance		
Advance tax paid	186.00	176.75
TCS & TDS Receivable	1.92	5.13
<b>Total</b>	<b>189.89</b>	<b>181.88</b>

