

**M/s. PRIMUS REMEDIES PRIVATE LIMITED**

CIN: U24232MH2010PTC200506

**BALANCE SHEET AS ON 31.3.2024**

Rupees

Particulars	Note No.	Figures as at 31-03-	
		2024	2023
1	2	3	4
<b>I EQUITY AND LIABILITIES</b>			
<b>(1) Shareholders' funds</b>			
(a) Share Capital	A	100000	100000
(b) Reserves and Surplus	B	187598734	135593031
© Money received against share warrants			
<b>(2) Share application money pending allotment</b>			
<b>(3) Non-Current Liabilities</b>			
(a) Long-term borrowings	C	3214850	9726072
(b) Deferred tax liabilities(Net)	D	435280	276092
© Other Long term liabilities			
(d) Long-term provisions			
<b>(4) Current Liabilities</b>			
(a) Short-term borrowings	E	79725977	50722492
(b) Trade Payables	F	19358956	17254009
© Other current liabilities			
(d) Short-term Provisions	H	23232015	20180526
<b>TOTAL</b>		<b>381704699</b>	<b>280924200</b>
<b>II. ASSETS</b>			
<b>1) Non-Current assets</b>			
(a) Fixed assets			
(i) Tangible assets	I	15180293	15949401
(ii) Intangible assets			
(iii) Capital work-in-Progress			
(iv) Intangible assets under development			
(b) Non-Current investments			
© Deferred tax assets(net)			
(d) Long-term loans and advances			
(e) other non-current assets			
<b>(2) Current assets</b>			
(a) Current Investments	J	46242942	40680790
(b) Inventories	K	261255633	180670508
© Trade receivables			
(d) Cash and Cash equivalents	L	17590312	19589514
(e) Short Term Loans and Advances	M	25505067	18989077
(f) Other current assets	N	15930452	5044910
Notes on accounts and significant accounting policies			
<b>TOTAL</b>		<b>381704699</b>	<b>280924200</b>

As per our report of even date

For Pinnaka &amp; Co.

Chartered Accountants

FRN: 008813S

CA Ramesh Babu Pinnaka

Proprietor

Membership No: 209481

UDIN:24209481BKAHKB3219

Date: 05-09-2024

For and on behalf of the Board

N AJAY BABU

Director

DIN: 02929155

SRINIVAS R G

Director

DIN: 02954408

Date: 05-09-2024

**M/s. PRIMUS REMEDIES PRIVATE LIMITED**



CIN: U24232MH2010PTC200506

**PROFIT & LOSS FOR THE YEAR ENDED 31.03.2024**

	Particulars	Note No.	Figures for the 31-03-2024	Figures for the 31-03-2023
I.	Revenue from Operations	P	1008102251	838639520
II.	Other Income		358688	438983
III.	<b>Total Revenue( I+II)</b>		<b>1008460939</b>	<b>839078503</b>
IV.	<b>Expenses</b>			
	Purchases		274476457	229731753
	Changes in Inventories of finished Goods work-in-Progress and Stock-in- Trade	Q	-5562152	14337241
	Finance costs		5738815	3579928
	Employee benefits expenses	R	302860566	238369953
	Depreciation and amortization expenses	I	2494559	2483337
	Other Expenses	S	348239930	290341707
	<b>Total</b>		<b>928248176</b>	<b>778843919</b>
V	Profit before exceptional and extraordinary items and tax (III-IV)		80212763	60234584
VI	Exceptional items		0	0
VII	Profit before extraordinary items and tax (V-VI)		<b>80212763</b>	<b>60234584</b>
VIII	Extraordinary items		0	0
IX	Profit before tax( VII-VIII)		80212763	60234584
X	Tax expenses			
	(1) Current tax		18047872	16943988
	(2) Deferred tax		159188	160898
XI	Profit(Loss) for the period from continuing operations after tax (IX- X)		62005703	43129698
XII	Profit/(loss) from discountinuing Operations		0	0
XIII	Tax expense of discountinuing Operations		0	0
XIV	Profit/(Loss) from discountinuing Operations(after tax) (XII-XIII)		0	0
XV	Profit(Loss) for the period(XI+XIV)		62005703	43129698
XVI	<b>Earning per equity shares</b>			
	(1) Basic		6201	4313
	(2) Diluted		6201	4313
		O		

**Notes on accounts and significant accounting policies**

As per our report of even date

For Pinnaka & Co.,  
Chartered Accountants  
FRN: 008813S



CA Ramesh Babu Pinnaka  
Proprietor  
Membership No: 209481  
UDIN:24209481BKAHKB3219

For and on behalf of the Board




N AJAY BABU  
Director  
DIN: 02929155




SRINIVAS R G  
Director  
DIN: 02954408



Date:05-09-2024

Notes	2023-24	2022-23
<b>A Share Capital</b>		
(1) Equity Shares	Rs.	Rs.
Authorised	25000000	25000000
( 2500000 shares @Rs.10 each)		
Issued	100000	100000
( 10000 shares @Rs.10 each)		
Subscribed	100000	100000
( 10000 shares @Rs.10 each)		
Paid Up	100000	100000
( 10000 shares @Rs.10 each)		
(2) Redeemable preference Shares	Rs.	Rs.
Authorised	15000000	15000000
( 1500000 shares @Rs.10 each)		
(3) Share holders holding more than 5% shares		

S.No.	Name of the Share Holder	No. of Shares	% of share holdings	No of Shares
1	Mr. Ajay Babu Narayanam	2500	25	2500
2	Mr. Srinivas R G	2500	25	2500
3	Mrs. J Sridevi	2500	25	2500
4	Mrs. Swapna P	2500	25	2500
	Total	10000	100	10000


(4) Disclosure pursuant to Note No.6(A)(d) of Part 1 to the Companies ACT

Particulars	Equity Shares	
	Number	Amount (Rs.)
Share outstanding at the beginning of the year	10000	100000
Shares Issued during the year		
Shares bought back during the year		
Shares outstanding at the end of the year	10000	100000
<b>B Reserves and Suplus</b>		
Suplus ( balance in statement of Profit a& Loss)		
Opening Balance	135593031	102463333
Less: Dividends declared	10000000	10000000
Less : Provision for Dividend Tax		0
ADD: Current Year Profit	62005703	43129698
Total	187598734	135593031
<b>C Long Term Borrowings</b>		
(1) Loan from Directors (unsecured)		
Default in repayment of Loans		
Default in repayment of Interest		
(2) car loan for Nexon Axis Bank	21612	303576
Default in repayment of Loans		
Default in repayment of Interest		
(3) GEC Loan - 920060050722371	0	1764000
Default in repayment of Loans		
Default in repayment of Interest		
(4) TATA Harrier Car Loan ICICI	0	595544
Default in repayment of Loans		
Default in repayment of Interest		
(5) Innova Crysta Car Loan	561797	1360656
Default in repayment of Loans		
Default in repayment of Interest		
(6) Scoda Car Loan	738475	1932796
Default in repayment of Loans		
Default in repayment of Interest		
(7) TATA Nexan XMA Car Loan	96246	314939
Default in repayment of Loans		
Default in repayment of Interest		
(8) TATA Nexan xz Car Loan	623451	809876
Default in repayment of Loans		
Default in repayment of Interest		
(9) VOLVO Car Loan	1173269	2644685
Default in repayment of Loans		
Default in repayment of Interest		
Total	3214850	9726072





		2023-24	2022-23
<b>K</b>	<b>Trade Receivable</b>		
	(i) <b>Secured considered good</b>		
	Out standing for a period exceeding 6 Months		
	Others		
	<b>Unsecured considered good</b>		
	(ii) Out standing for a period exceeding 6 Months	241292	
	Others	261014341	180670508
	(iii) Doubtful		
	<b>Total</b>	<b>261255633</b>	<b>180670508</b>
<b>L</b>	<b>Cash and Cash equivalents</b>		
	(a) Balances with Banks	17080561	17965028
	(b) Cash on hand	509751	1624486
	© Others		
	<b>Total</b>	<b>17590312</b>	<b>19589514</b>
<b>M</b>	<b>Short Term Loans and Advances</b>		
	Secured/ Unsecured considered good		
	(a) Loans and Advances to related parties	0	196895
	(b) Others	74253	
	Cenvat Credit Receivables		
	VAT Credit recivable balance	24800000	18600000
	Advance tax paid	630814	192182
	TCS & TDS Receivable		
	<b>Total</b>	<b>25505067</b>	<b>18989077</b>
<b>N</b>	<b>Other Current Assets</b>		
	MargadarsiChits	6526790	4126790
	OtherRental Deposits	2468120	918120
	Fixed Deposits	6935542	
	<b>Total</b>	<b>15930452</b>	<b>5044910</b>



F(1) Trade Payable ageing schedule as at 31 March 2024

(In Rs)

Particulars	Outstanding for following periods from due date of payment					Total
	Less than 6 months	Less than 1 year	1-2 years	2-3 years	More than 3 years	
MSME	1,93,58,956	-	-	-	-	1,93,58,956
Others	-	-	-	-	-	-
Disputed dues - MSME	-	-	-	-	-	-
Disputed dues-Others	-	-	-	-	-	-
<b>Sub total</b>	<b>1,93,58,956</b>	<b>-</b>	<b>-</b>	<b>-</b>	<b>-</b>	<b>-</b>
<b>Total</b>						<b>1,93,58,956</b>

F(2) Trade Payable ageing schedule as at 31 March 2023


Particulars	Outstanding for following periods from due date of payment					Total
	Less than 6 months	Less than 1 year	1-2 years	2-3 years	More than 3 years	
MSME						
Others	1,72,54,009	-	-	-	-	1,72,54,009
Disputed dues - MSME	-	-	-	-	-	-
Disputed dues-Others	-	-	-	-	-	-
<b>Sub total</b>	<b>1,72,54,009</b>	<b>-</b>	<b>-</b>	<b>-</b>	<b>-</b>	<b>-</b>
<b>Total</b>						<b>1,72,54,009</b>

K(1) Trade Receivables ageing schedule as at 31 March 2024

Particulars	Outstanding for following periods from due date of payment					Total
	Less than 6 months	6 months- 1 year	1-2 years	2-3 years	More than 3 years	
Undisputed Trade receivables- considered good	26,10,14,341	2,41,292	-	-	-	26,12,55,633
Undisputed Trade Receivables- considered doubt	-	-	-	-	-	-
Disputed Trade Receivables considered good	-	-	-	-	-	-
Disputed Trade Receivables considered doubtful	-	-	-	-	-	-
<b>Sub total</b>	<b>26,10,14,341</b>	<b>2,41,292</b>	<b>-</b>	<b>-</b>	<b>-</b>	<b>-</b>
<b>Total</b>						<b>26,12,55,633</b>

K(2) Trade Receivables ageing schedule as at 31 March 2023

Particulars	Outstanding for following periods from due date of payment					Total
	Less than 6 months	6 months- 1 year	1-2 years	2-3 years	More than 3 years	
Undisputed Trade receivables- considered good	18,06,70,508	0	0	0	0	180670508
Undisputed Trade Receivables- considered doubt	-	0	0	0	0	0
Disputed Trade Receivables considered good	-	0	0	0	0	0
Disputed Trade Receivables considered doubtful	-	0	0	0	0	0
<b>Sub total</b>	<b>18,06,70,508</b>	<b>0</b>	<b>0</b>	<b>0</b>	<b>0</b>	<b>0</b>
<b>Total</b>						<b>18,06,70,508</b>



P	<b>Revenue from Operations</b>	Rs.	Rs.
		2023-24	2022-23
	(a) Sale of Products & Goods	1008102251	838639520
	(b) Other Income:-		
	Misc incomes	53228	2983
	Dividend on Chits	305460	436000
	Total	<b>1008460939</b>	<b>839078503</b>

Q	<b>Increase/ Decrease in Finished goods/ work in Progress/inventory</b>		
	Opening inventory	40680790	55018031
	Closing inventory	46242942	40680790
	(Increase)/ Decrease	-5562152	14337241

R	<b>Employee benefits expenses</b>		
	(j) Salaries & Wages	187805444	142274154
	(ii) Employee Provident Fund	9487457	6180693
	(iii) Employee State Insurance	234989	181637
	(iv) Insurance for Employee Benefit Scheme		
	(v) Incentives to employees	9211706	11365469
	(vi) Directors Sitting Fees		
	(vii) Bonus / other Incentives	46000	2368000
	(viii) Directors Remuneration	96000000	76000000
	(ix) Recruitment charges	74970	
		<b>302860566</b>	<b>238369953</b>

s	<b>Other Expenses</b>		
	Insurance exp	5370331	4815859
	Rent	5075996	3329677
	Freight Outwards	3855525	3485835
	Freight Inwards	1469461	1402243
	Bank Charges	362477	359834
	Telephone	264376	655531
	Business promotion exp	29660518	13299322
	Marketing Staff expenses	77812875	51073133
	Rates & Taxes	120517	314753
	Other Professional charges	2352288	1192080
	Other Expenses	8195285	7293567
	Printing & Stationery	17703215	2615678
	Staff Welfare Expenses	291698	1587363
	Hospitality & Festival Celebration Expenses		5639710
	Advertisement charges	258929	2618177
	Hotel Boarding & Lodging	3894362	4294911
	Conveyance exp	350885	1622940
	Repairs & Maintenance	5221480	2712364
	Electricity charges	347542	330612
	Medical Expenses	61799	164748
	Conference exp	9925840	1974078
	Discount Allowed	29707567	35251808
	commission on sales	134419821	128966756
	Subscriptions & Membership fees	462196	1832596
	Trademark Reg. Expenses	299400	332600
	Software usage expenses	329636	429134
	Professional Tax Paid		
	CSR Expenses	1150000	750000
	Travelling Expenses - Abroad		5696422
	Travelling Expenses - Domestic	9175911	6199976
	Income tax		
	Dividend Tax		
	<b>Payment to Auditors</b>		
	(a) as auditor	50000	50000
	(b) for taxation matters	25000	25000
	© for company law matters	25000	25000
	(d) for management services		
	(e) for other services		
	(f) for reimbursement of expenses		
		<b>348239930</b>	<b>290341707</b>



M/s. PRIMUS REMEDIES PRIVATE LIMITED

Note: I - Property, Plant and Equipments

PARTICULARS	Life Span	GROSS BLOCK					DEPRECIATION				NET BLOCK	
		as on 01.04.2023	ADDITIONS	SALE / DISCARD	AS ON 31.03.2024	AS ON 01.04.2023	FOR THE YEAR	UP TO 31.03.2024	AS ON 31.03.2024	AS ON 31.03.2023		
Office Equipment	5 Years	15,39,746	16,04,417	-	31,44,163	3,64,163	3,77,594	7,41,757	24,02,406	11,75,583		
Computers	3 Years	3,91,766	72,034	-	4,63,800	3,23,023	35,892	3,58,915	1,04,885	68,743		
Furniture	10 Years	18,51,650	49,000	-	19,00,650	13,00,860	58,032	13,58,892	5,41,758	5,50,790		
Motor Cars	8 Years	1,74,00,128	-	-	1,74,00,128	32,45,843	20,23,041	52,68,884	1,21,31,244	1,41,54,285		
<b>TOTAL</b>		<b>2,11,83,290</b>	<b>17,25,451</b>	<b>-</b>	<b>2,29,08,741</b>	<b>52,33,889</b>	<b>24,94,559</b>	<b>77,28,448</b>	<b>1,51,80,293</b>	<b>1,59,49,401</b>		
<i>Previous year figures</i>		2,06,92,612	4,90,678	0	2,11,83,290	27,50,552	24,83,337	52,33,889	1,59,49,401	1,79,42,060		



## PREMIUS REMEDIES PRIVATE LIMITED

### Depreciation Statement for the year ended 31.03.2024 as per Income Tax act

S.No.	Particulars	Opening W.D.V as on 01.04.2023	Additions		Total Value of Assets	Rate of Depreciation	Amount of Depreciation	Closing W.D.V as on 31.03.2024
			Before Sept'2023	After Sept'2023				
		Rs.	Rs.	Rs.		Rs.	Rs.	
1	Office Equipments	1204588	1084833	519584	2809005	0.15	382382	2426623
2	Furnitue & fittings	883388	0	49000	932388	0.10	90789	841599
3	Computers	69861	0	72034	141895	0.40	42351	99544
4	Vehicles	13147971	0	0	13147971	0.15	1972196	11175775
	<b>Total</b>	<b>15305808</b>	<b>1084833</b>	<b>640618</b>	<b>17031259</b>		<b>2487718</b>	<b>14543541</b>



**SIGNIFICANT ACCOUNTING POLICIES & NOTES ON FINANCIAL STATEMENTS**

Note No. : O

**A. Significant Accounting Policies**

1. Basis of accounting:-

These financial statements have been prepared in accordance with the Generally Accepted Accounting Principles in India (Indian GAAP) including the Accounting Standards notified under Section 133 of the Companies Act, 2013, read with Rule 7 of the Companies (Accounts) Rules, 2014 and the relevant provisions of the Companies Act, 2013.

The financial statements have been prepared under the historical cost convention on accrual basis.

2. Use of Estimates

The preparation of financial statements in conformity with Indian GAAP requires the management to make judgments, estimates and assumptions that affect the reported amounts of revenues, expenses, assets and liabilities and the disclosure of contingent liabilities, at the end of the reporting period. Although these estimates are based on the management's best knowledge of current events and actions, uncertainty about these assumptions and estimates could result in the outcomes requiring a material adjustment to the carrying amounts of assets or liabilities in future periods.

3. Revenue Recognition:-

Expenses and Income considered payable and receivable respectively are accounted for on accrual basis.

Revenue is recognized to the extent that it is probable that the economic benefits will flow to the Company and the revenue can be reliably measured.

4. Property, Plant & Equipment :-

Property, Plant & Equipment including intangible assets are stated at their original cost of acquisition including taxes, freight and other incidental expenses related to acquisition and installation of the concerned assets less depreciation till date.


Company has adopted cost model for all class of items of Property Plant and Equipment.

5. Depreciation :-

Depreciation on Fixed Assets is provided to the extent of depreciable amount on the SLM method. Depreciation is provided based on useful life of the assets as prescribed in Schedule-II to the Companies Act, 2013.

The following estimated life for assets has been considered.

Si No.	Asset particulars	Estimated Life
1	Office Equipment	5 years
2	Computer	3 years
3	Furniture	10 years
4	Motor Vehicle	8 years



All fixed assets individually costing Rs. 5,000/- or less are fully depreciated in the year of installation/purchase.

Depreciation on assets acquired/sold during the year is recognised on a pro-rata basis to the statement of profit and loss till the date of acquisition/sale.

The carrying amount of assets is reviewed at each balance sheet date if there is any indication of impairment based on internal/external factors. An impairment loss is recognised wherever the carrying amount of an asset exceeds its recoverable amount. The recoverable amount is the greater of the assets, net selling price and value in use. In assessing value in use, the estimated future cash flows are discounted to their present value using a pre-tax discount rate that reflects current market assessments of the time value of money and risks specific to the asset.

After impairment, depreciation is provided on the revised carrying amount of the asset over its remaining useful life and no residual value has been considered.

6. Foreign currency Transactions: -

Transactions arising in foreign currencies during the year are NIL

7. Investments :-

No Investments made by the company.

8. Inventories :-

Inventories are valued as under:-

1. Inventories : Inventory consisting of medicines and drugs valued at lower of cost(FIFO/specific cost/Weighted avg) or net realizable value.

9. Borrowing cost:-

Borrowing costs that are attributable to the acquisition or construction of the qualifying assets are capitalized as part of the cost of such assets. A qualifying assets is one that necessarily takes a substantial period of time to get ready for its intended uses or sale. All other borrowing costs are charged to revenue in the year of incurrence. The amount of borrowing cost capitalized during the year is NIL.

10. Retirement Benefits:-


The retirement benefits are accounted for as and when liability becomes due for payment.

11. Taxes on Income:-

Provision for current tax is made on the basis of estimated taxable income for the current accounting year in accordance with the Income Tax Act, 1961. The deferred tax for timing differences between the book and tax profits for the year is accounted for, using the tax rates and laws that have been substantively enacted by the balance sheet date. Deferred tax assets arising from timing differences are recognized to the extent there is virtual certainty with convincing evidence that these would be realized in future. At each Balance Sheet date, the carrying amount of deferred tax is reviewed to reassure realization.

12. Provisions, Contingent Liabilities and Contingent Assets:- (AS-29)

Provisions are recognized only when there is a present obligation as a result of past events and when a reliable estimate of the amount of the obligation can be made.



Contingent Liabilities is disclosed in Notes to the account for:-

- (i) Possible obligations which will be confirmed only by future events not wholly within the control of the company or
- (ii) Present Obligations arising from past events where it is not probable that an outflow of resources will be required to settle the obligation or a reliable estimate of the amount of the obligation cannot be made.

Contingent assets are not recognized in the financial statement since this may result in the recognition of the income that may never be realized.

General:

Except wherever stated, accounting policies are consistent with the generally accepted accounting principles and have been consistently applied.

**(B) Notes on Financial Statements**

1. The SSI status of the creditors is not known to the Company; hence the information is not given.
2. Salaries includes directors remuneration on account of salary Rs.960/- Lakhs (Previous Year Rs.760/- Lakhs)
3. Trade receivables, Trade payables, Loans & Advances and Unsecured Loans have been taken at their book value subject to confirmation and reconciliation.
4. Payments to Auditors:

<b>Auditors Remuneration</b>	<b>2023-24 in Lakhs</b>	<b>2022-23 in Lakhs</b>
Audit Fees	0.50	0.50
Tax Audit Fees	0.25	0.25
Company Law Matters	0.25	0.25
GST		
<b>Total</b>	<b>1.00</b>	<b>1.00</b>

5. Loans and Advances are considered good in respect of which company does not hold any security other than the personal guarantee of persons.
6. No provision for retirement benefits has been made, in view of accounting policy No. 10. The impact of the same on Profit & Loss is not determined.
7. Related Party disclosure as identified by the company and relied upon by the auditors:

**Related Parties and their Relationship**

**(I) Key Management Personnel**

1. Mr. Ajay Babu Narayanam, Director
2. Mr. Srinivas R G, Director
3. Mrs. J Sridevi, Director
4. Mrs. Swapna P, Director
5. Mr. J Nagendra Prasad, Director



6. Mr. Rakesh Pasupunuri, Director
7. Mrs. Satya Surya Purna Prasanthi Narayanam, Director
8. Mrs. Kavitha Gangashettwar, Director

(II) Enterprises owned or significantly influenced by Key Management personnel or their relatives

**Transactions with Related parties**


**(Figure in Lacs)**

Name	Salary paid	Purchases	Sales	Commission &/discount paid
Mr. Ajay Babu N	144.00			
Mr. Srinivas R G	144.00			
Mrs. J Sridevi	144.00			
Mrs. Swapna P	144.00			
Mr. J Nagendra Prasad	96.00			
Mr. Rakesh Pasupunuri	96.00			
Mrs. Satya Surya Purna Prasanthi	96.00			
Mrs. Kavitha Gangashettwa	96.00			
M/s. Sai Primus Bio-tech Pvt Ltd		1280.63		
M/s. Sri Sai Prasanna Anjaneya Associates			3803.25	665.05
M/s. Sri Sai Prasanna Maruthi Associates			2955.57	513.69

8. Additional Regulatory Information/disclosures as required by General Instructions to Schedule III to the Companies Act, 2013 are furnished to the extent applicable to the Company.

9. Analytical Ratios:

Ratio	Numerator	Denominator	2023-24	2022-23	% variation	Reason for variation
Current Ratio	Current Assets	Current Liabilities	1.93	1.96	-1.53%	
Debt Equity Ratio	Total Liabilities	Shareholder's Equity	0.02	0.07	-71%	Due to decrease of long-term loans
Return on Equity Ratio	Profit for the period	Avg. Shareholders Equity	42.73	44.39	-3.74%	



Inventory Turnover Ratio	Cost of Goods sold	Average Inventory	5.81	6.00	-3.17%	
Trade Payables Turnover Ratio	Total Purchases	Average Trade Payables	14.17	13.31	6.46%	
Net Capital Turnover Ratio	Net Sales	Average Working Capital	5.72	6.46	-11.46%	
Net Profit Ratio	Net Profit	Net Sales	7.95	7.18	10.72%	
Return on Capital employed	EBIT	Capital Employed	45.02	43.88	25.98%	by decrease in EBIT
Return on Investment	Return/Profit/Earnings	Investment	33	32	3.12%	

10. Value of Imports

Raw Material	Nil	Nil
Finished Goods	Nil	Nil

11. Expenditure in Foreign Currency Nil Nil

12. Earning in Foreign Exchange Nil Nil

13. The figures appearing in Financial Statements have been in hundreds and previous year figures have been regrouped/rearranged wherever necessary.

In terms of Our Separate Audit Report of Even Date Attached.

For Pinnaka & Co.,  
Chartered Accountants  
Firm Reg. No.008813S



(CA. P Ramesh Babu)  
Proprietor

Membership No. 209481

UDIN: 24209481BKAHKB3219

Place:- Hyderabad


Date: - 05-09-2024



For Primus Remedies Private Limited



Ajay Babu  
Director  
DIN : 02929155



Srinivas R G  
Director  
DIN : 02954408